

ET MODULE

Monocrystalline

ET-M660265WW 265W

ET-M660260WW 260W

ET-M660255WW 255W

ET-M660250WW 250W



High conversion efficiency
High module efficiency to guarantee power output.



Self-cleaning glass
Coating glass for self-cleaning, reduce surface dust.



Outstanding low irradiation performance
Excellent module efficiency even in the weak light conditions, such as morning or cloudy.



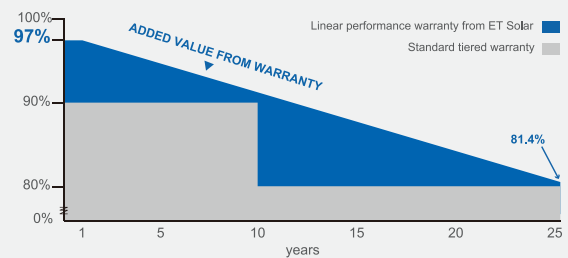
Excellent loading capability
2400Pa wind loads, 5400Pa snow loads.

0 to +5W

0 to +5W positive tolerance
Detailed information in Electrical Specifications.

48

48-hour response service



25

25-year performance warranty

10

10-year warranty on materials and workmanship

IEC 61215 Ed.2
IEC 61730
IEC 61701



Towards Excellence

M/ET-CP-EN-EU2014V1

www.etsolar.com

ELECTRICAL SPECIFICATIONS

Model Type	ET-M660265WW	ET-M660260WW	ET-M660255WW	ET-M660250WW
Peak Power (Pmax)	265W	260W	255W	250W
Module Efficiency	16.29%	15.98%	15.67%	15.37%
Maximum Power Voltage (Vmp)	31.70V	31.14V	30.91V	30.43V
Maximum Power Current (Imp)	8.36A	8.35A	8.25A	8.22A
Open Circuit Voltage (Voc)	38.63V	37.86V	37.82V	37.70V
Short Circuit Current (Isc)	8.97A	8.96A	8.88A	8.69A
Power Tolerance	0 to +5W			
Maximum System Voltage	DC 1000V			
Nominal Operating Cell Temperature	45.3±2°C			
Fire Safety	Class C			
Maximum Series Fuse Rating	20A			

MECHANICAL SPECIFICATIONS

Cell Type	156mm x 156mm
Number of Cells	60 cells in series
Weight	18.8 kg (41.45 lbs)
Dimension	1640×992×40mm (64.57×39.06×1.58 inch)
Max Load	5400 Pascals (112 lb/ft ²)
Junction Box	IP67 rated
Connector	MC4 Compatible

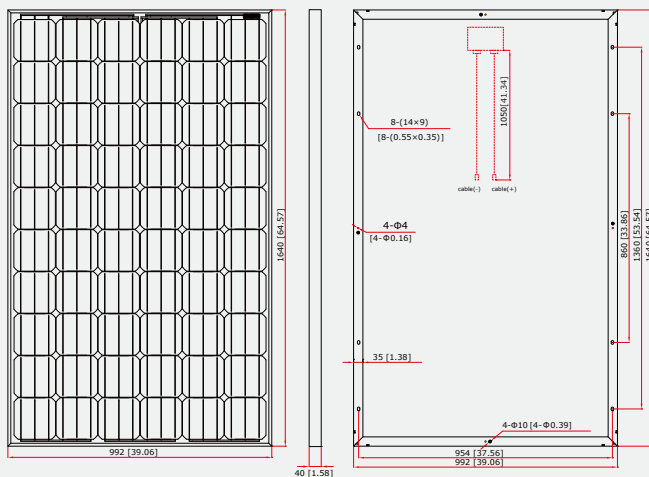
TEMPERATURE COEFFICIENT

Temp. Coeff. of Isc (TK Isc)	0.02% /°C
Temp. Coeff. of Voc (TK Voc)	-0.31% /°C
Temp. Coeff. of Pmax (TK Pmax)	-0.44% /°C

PACKING MANNER

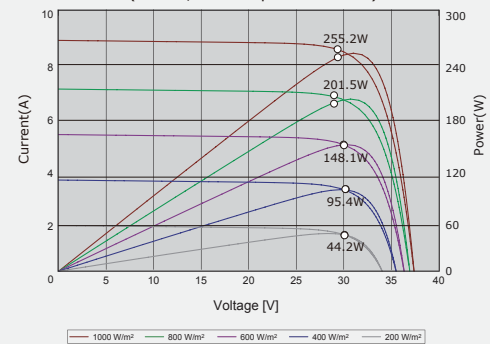
Container	20' GP	40' GP
Pieces per Pallet	26	26
Pieces per Container	312	728

PHYSICAL CHARACTERISTICS Unit:mm (inch)

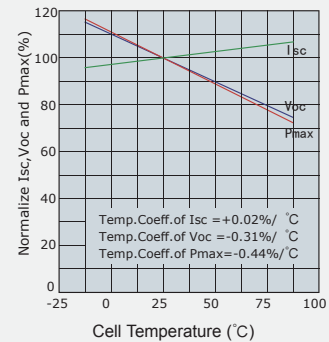


ELECTRICAL CHARACTERISTICS

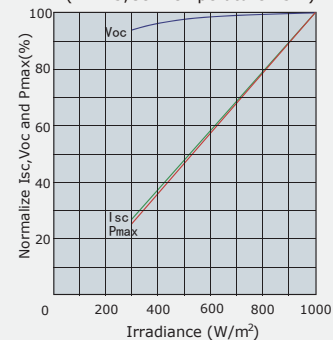
Current-Voltage & Power-Voltage Curve
(AM1.5, Cell Temperature 25°C)



Temperature Dependence of Isc, Voc and Pmax



Irradiance Dependence of Isc, Voc and Pmax
(AM1.5, Cell Temperature 25°C)



Note: the specifications are obtained under the Standard Test Conditions (STCs): 1000 W/m² solar irradiance, 1.5 Air Mass, and cell temperature of 25°C. The NOCT is obtained under the Test Conditions: 800 W/m², 20°C ambient temperature, 1m/s wind speed, AM 1.5 spectrum.

Please contact support@etsolar.com for technical support. The actual transactions will be subject to the contracts. This parameters is for reference only and it is not a part of the contracts. The specifications are subject to change without prior notice.